

RESULT OF KANNADA DEPARTMENT

Result Analysis for the Academic Year 2021-22

Total Students	Total Number of Students Appeared	Total Number of Students Passed	Total Number of Students Failed	Pass Percentage
09	09	09	00	100%

Total Number of Students Passed	Distinction	First Class	Second Class	Students Failed
09	05	04	00	00

Subject Wise Result Analysis for the Academic Year 2021-22

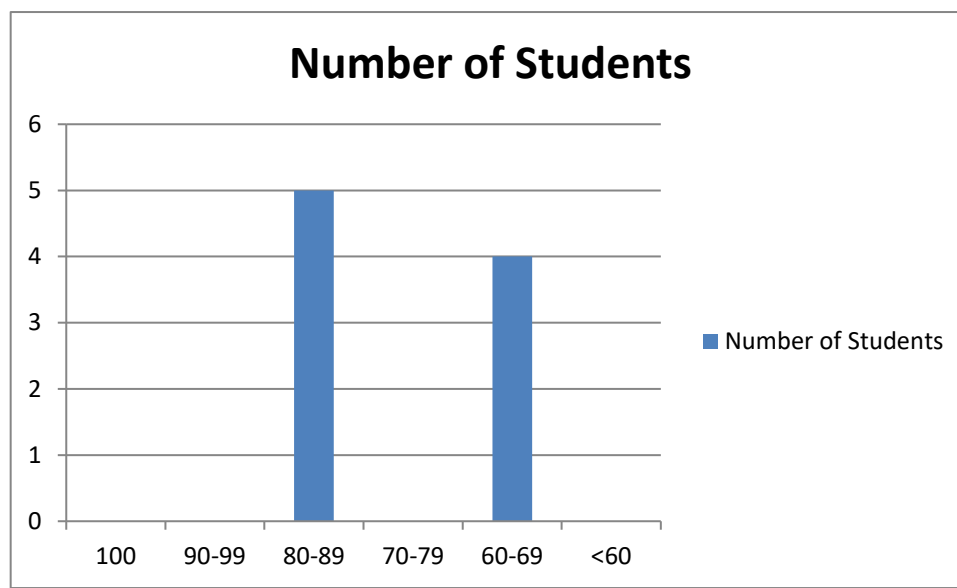
Total Students	Total Number of Students Appeared	Percentage of Students Appeared	Number of Students Passed	Percentage of Number of Students Passed	Percentage of Students failed
09	09	100%	09	100%	00

Range of Marks	Number of Students
100	00
90-99	00
80-89	05
70-79	00
60-69	04
<60	00

Top 10 Scorers

Sl. No.	Name of the Student	Register Number	Maximum Marks	Marks Obtained	Percentage
01.	Vishwanath	A2024663	100	88	88.00%
02.	Narasangouda	A2024667	100	84	84.00%
03.	Vinodkumar J	A2024636	100	82	82.00%
04.	Riyaz	A2024669	100	80	80.00%

Result Analysis for the Academic Year 2021-22



Result Analysis for the Academic Year 2020-21

Total Students	Total Number of Students Appeared	Total Number of Students Passed	Total Number of Students Failed	Pass Percentage
07	07	07	00	100%

Total Number of Students Passed	Distinction	First Class	Second Class	Students Failed
07	07	00	00	00

Subject Wise Result Analysis for the Academic Year 2020-21

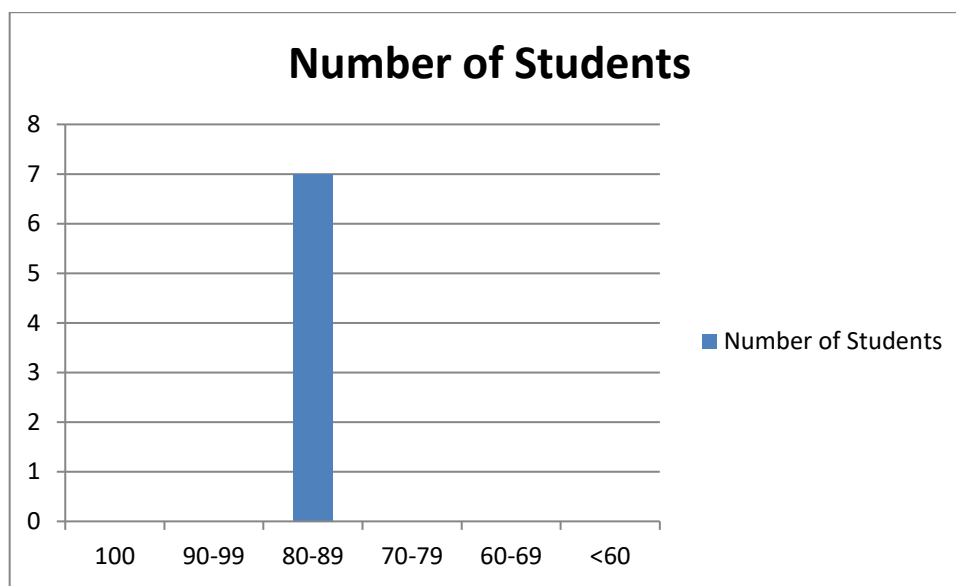
Total Students	Total Number of Students Appeared	Percentage of Students Appeared	Number of Students Passed	Percentage of Number of Students Passed	Percentage of Students failed
07	07	100%	07	100%	00

Range of Marks	Number of Students
100	00
90-99	00
80-89	07
70-79	00
60-69	00
<60	00

Top 10 Scorers

Sl. No.	Name of the Student	Register Number	Maximum Marks	Marks Obtained	Percentage
01.	Shivaraj K.	1923511	100	89	89.00%
02.	Rekha	1923518	100	87	87.00%
03.	Chandrashekhar	1923493	100	84	84.00%
04.	Bheemanna	1923498	100	81	81.00%

Result Analysis for the Academic Year 2020-21



Result Analysis for the Academic Year 2019-20

Total Students	Total Number of Students Appeared	Total Number of Students Passed	Total Number of Students Failed	Pass Percentage
12	12	12	00	100%

Total Number of Students Passed	Distinction	First Class	Second Class	Students Failed
12	12	00	00	00

Subject Wise Result Analysis for the Academic Year 2019-20

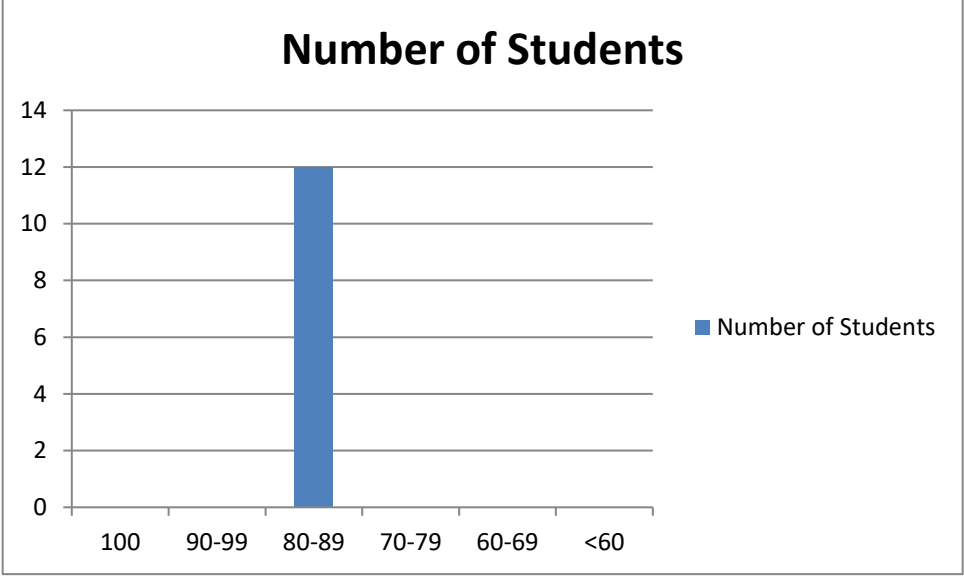
Total Students	Total Number of Students Appeared	Percentage of Students Appeared	Number of Students Passed	Percentage of Number of Students Passed	Percentage of Students failed
12	12	100%	12	100%	00

Range of Marks	Number of Students
100	00
90-99	00
80-89	12
70-79	00
60-69	00
<60	00

Top 10 Scorers

Sl. No.	Name of the Student	Register Number	Maximum Marks	Marks Obtained	Percentage
01.	Raziya Begum	1829269	100	88	88.00%
02.	Jyothi	1829214	100	87	87.00%
03.	Channappa	1829282	100	84	84.00%
04.	Mahendra	1829210	100	79	79.00%
04.	Yellalinga	1829208	100	78	78.00%
05.	Shankarlingamma	1829248	100	78	78.00%
06.	Narasareddy	1723941	100	76	76.00%

Result Analysis for the Academic Year 2019-20



Result Analysis for the Academic Year 2018-19

Total Students	Total Number of Students Appeared	Total Number of Students Passed	Total Number of Students Failed	Pass Percentage
14	14	14	00	100%

Total Number of Students Passed	Distinction	First Class	Second Class	Students Failed
14	10	01	00	00

Subject Wise Result Analysis for the Academic Year 2018-19

Total Students	Total Number of Students Appeared	Percentage of Students Appeared	Number of Students Passed	Percentage of Number of Students Passed	Percentage of Students failed
14	14	100%	14	100%	00

Range of Marks	Number of Students
100	00
90-99	00
80-89	07
70-79	03
60-69	01
<60	03

Top 10 Scorers

Sl. No.	Name of the Student	Register Number	Maximum Marks	Marks Obtained	Percentage
01.	Aliya Banu	1723934	100	88	88.00%
02.	Poornima	1723884	100	84	84.00%
03.	Earamma	1723908	100	83	83.00%
04.	Hanumanthi	1723878	100	80	80.00%
05.	Mohammed Ali	1723886	100	79	79.00%
06.	Narasareddy	1723941	100	76	76.00%

Result Analysis for the Academic Year 2018-19

