


REPORT OF STUDENT SATISFACTION SURVEY June2021 to 15 December 2022 :

150 final year students have participated in Student satisfaction Survey conducted by IQAC.

In order to capture the experiences of students for the academic year 2021-22, a questionnaire of 20 parameters has been framed and forwarded online (Google form) to the students. The analysis of survey conducted shows that 70 - 75% of the students are highly satisfied on the teaching, learning process of the institution. Remaining students have expressed satisfaction over the syllabus coverage, laboratories, Practical, program learning outcomes, communication with teachers, teaching methodology, internal evaluation, assignment performance, promoting internship, providing opportunity to exchange knowledge, encouraging for extracurricular activities, and inculcating soft skills, life skills and employability skills. The college encourages the students to take active participation in student Satisfaction survey for the betterment of the students and development of the college.

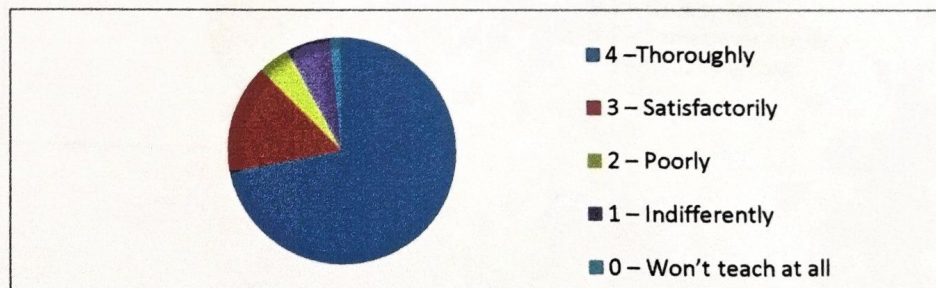
1. How much of the syllabus was covered in the class?

4 - 85 to 100%	65%
3 - 70 to 84%	21%
2 - 55 to 69%	6%
1- 30 to 54%	8%
0 -Below 30%	0%



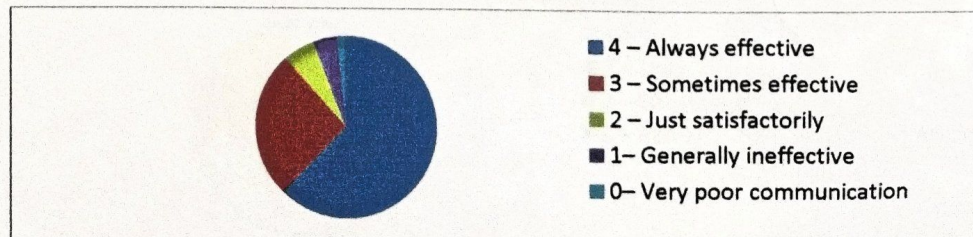
2. How well did the teachers prepare for the classes?

4 -Thoroughly	67%
3 - Satisfactorily	14%
2 - Poorly	4%
1 - Indifferently	6%
0 - Won't teach at all	1%



3. How well were the teachers able to communicate?

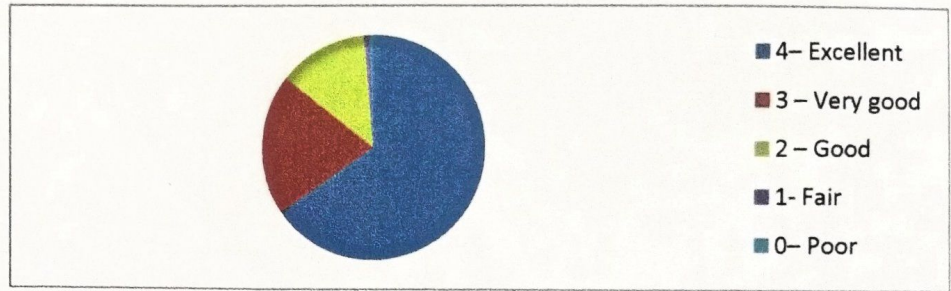
4 - Always effective	62%
3 - Sometimes effective	26%
2 - Just satisfactorily	6%



- 1- Generally ineffective 4%
- 0- Very poor communication 1%


4. The teacher's approach to teaching can best be described as

- 4- Excellent 65%
- 3 - Very good 20%
- 2 - Good 13%
- 1- Fair 1%
- 0- Poor 1%



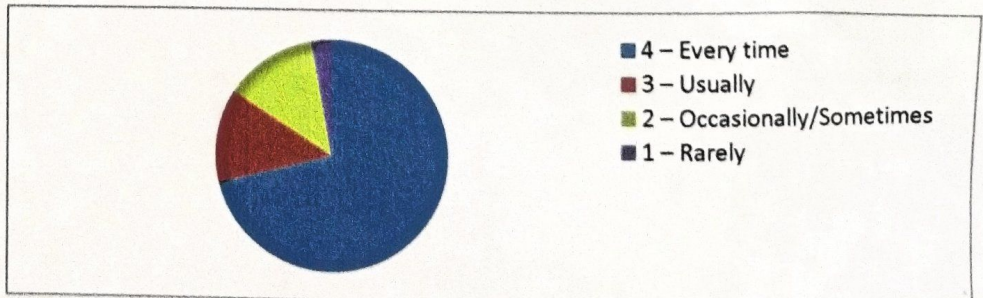
5 Fairness of the internal evaluation process by the teachers.

- 4 - Always fair 68%
- 3 - Usually fair 16%
- 2 - Sometimes unfair 14%
- 1 - Usually unfair 1%
- 0- Unfair 0%



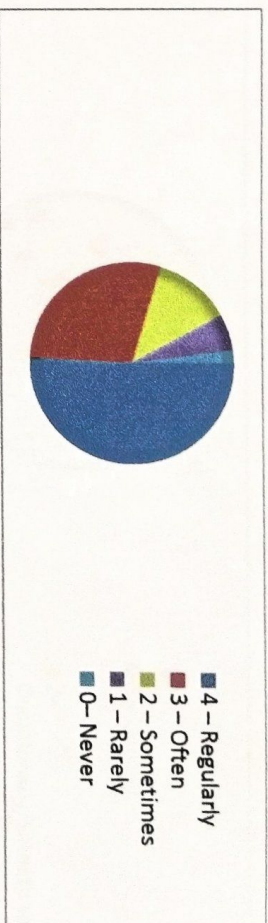
6. Was your performance in assignments discussed with you?

- 4 - Every time 71%
- 3 - Usually 13%
- 2 - Occasionally/Sometimes 13%
- 1 - Rarely 3%
- 0- Never 0%




7. The institute takes active interest in promoting internship, student exchange, field visit opportunities for student

- 4 - Regularly
- 3 - Often
- 2 - Sometimes
- 1 - Rarely
- 0 - Never



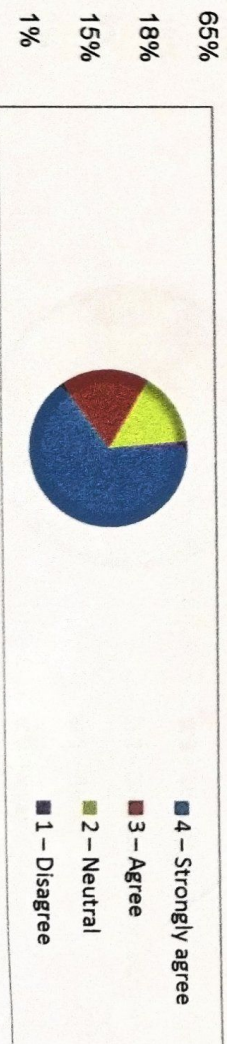
8. The teaching and mentoring process in your institution facilitates you in cognitive, social and emotional growth.

- 4 - Significantly
- 3 - Very well
- 2 - Moderately
- 1 - Marginally
- 0 - Not at all



9. The institution provides multiple opportunities to learn and grow.

- 4 - Strongly agree
- 3 - Agree
- 2 - Neutral
- 1 - Disagree




0%

0 - Strongly disagree

10. Teachers inform you about your expected competencies, course outcomes and programme outcomes.

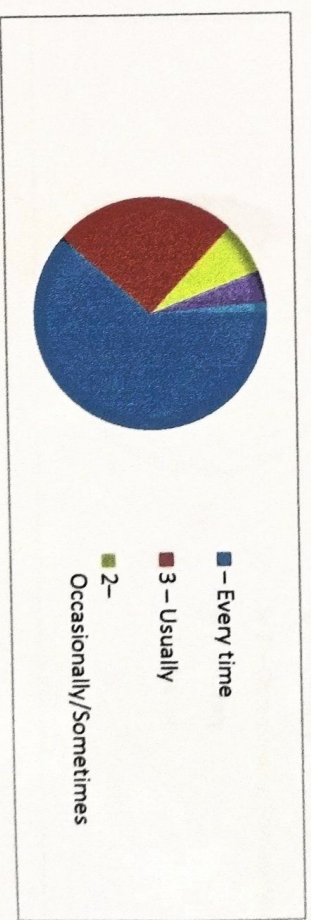
- 4 - Every time
- 3 - Usually
- 2 - Occasionally/Sometimes
- 1 - Rarely
- 0 - Never



11. Your mentor does a necessary follow-up with an assigned task to you.

- 4 - Every time
- 3 - Usually
- 2 - Occasionally/Sometimes
- 1 - Rarely
- 0 - I don't have a mentor

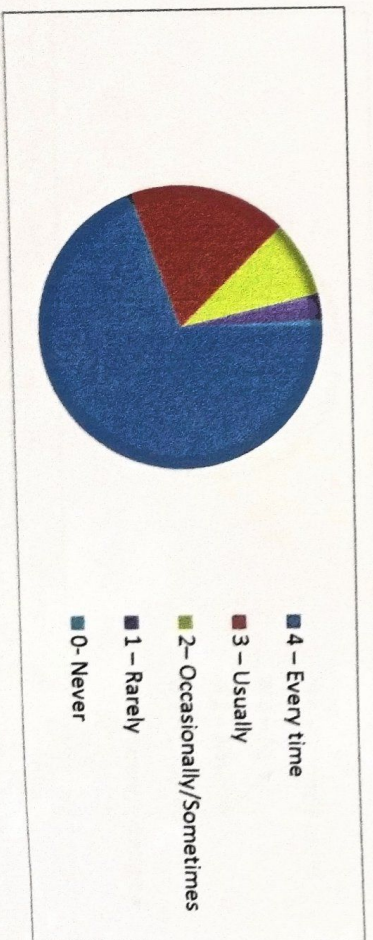
62%
25%
7%
4%
1%



12. The teachers illustrate the concepts through examples and applications.

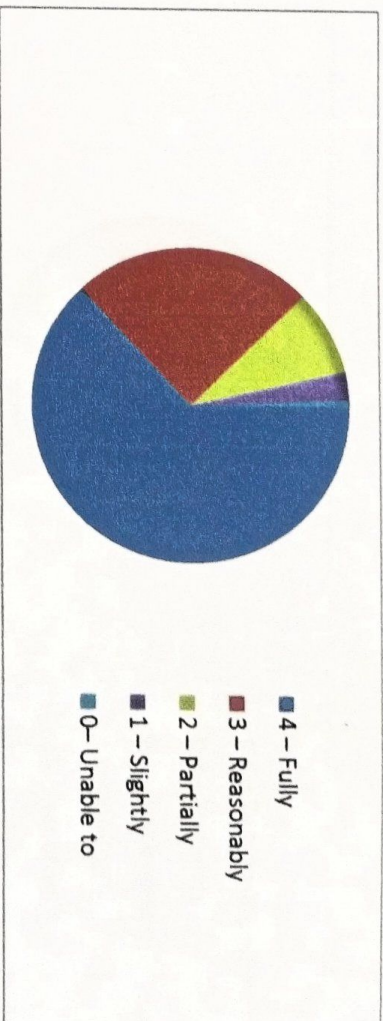
- 4 - Every time
- 3 - Usually
- 2 - Occasionally/Sometimes
- 1 - Rarely
- 0 - Never

70%
18%
9%
3%
1%



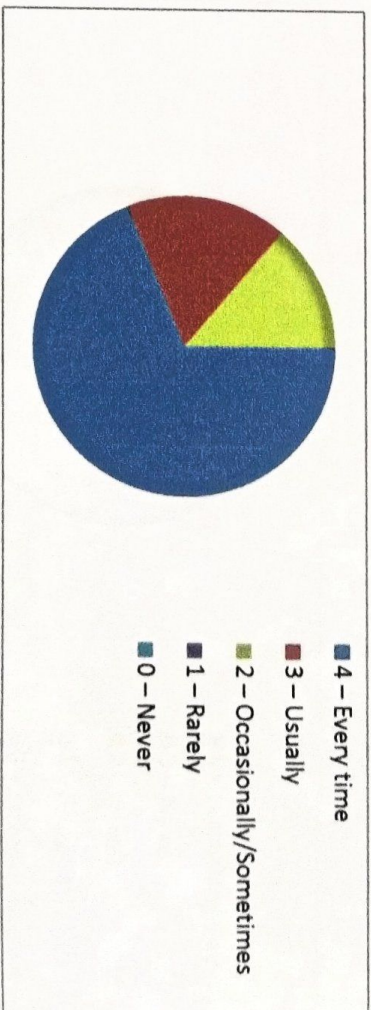
13. The teachers identify your strengths and encourage you with providing right level of challenges.

- 4 - Fully 63%
- 3 - Reasonably 25%
- 2 - Partially 9%
- 1 - Slightly 3%
- 0 - Unable to 1%



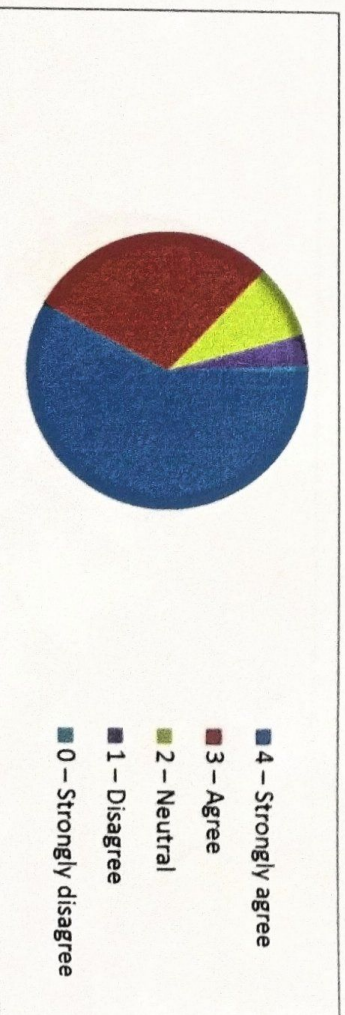
14. Teachers are able to identify your weaknesses and help you to overcome them.

- 4 - Every time 69%
- 3 - Usually 17%
- 2 - Occasionally/Sometimes 14%
- 1 - Rarely 0%
- 0 - Never 0%



15. The institution makes effort to engage students in the monitoring, review and continuous quality improvement of the teaching learning process.

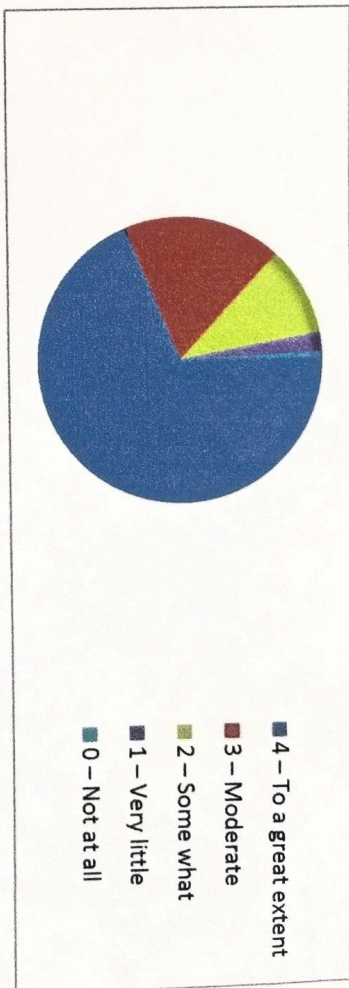
- 4 - Strongly agree 58%
- 3 - Agree 29%
- 2 - Neutral 9%
- 1 - Disagree 4%
- 0 - Strongly disagree 1%



16. The institute/ teachers use student centric methods, such as experiential learning, participative learning and problem solving methodologies for enhancing learning experiences.

- 4 – To a great extent
- 3 – Moderate
- 2 – Some what
- 1 – Very little
- 0 – Not at all

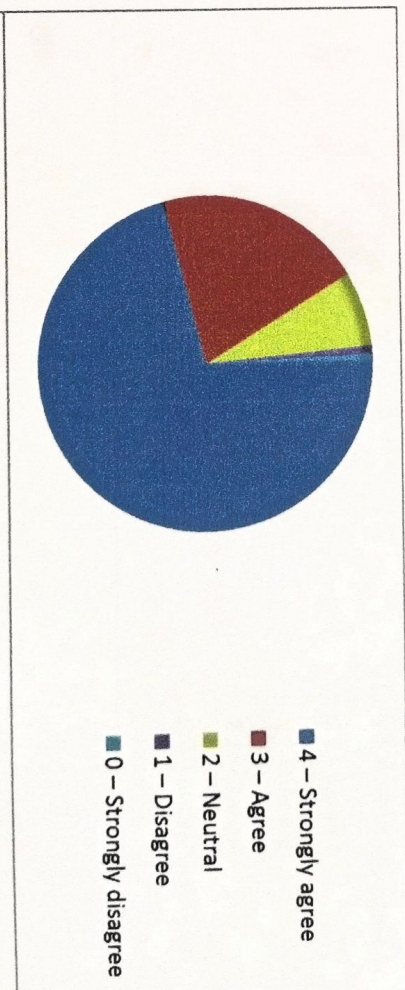
69%
18%
10%
2%
1%



17. Teachers encourage you to participate in extracurricular activities.

- 4 – Strongly agree
- 3 – Agree
- 2 – Neutral
- 1 – Disagree
- 0 – Strongly disagree

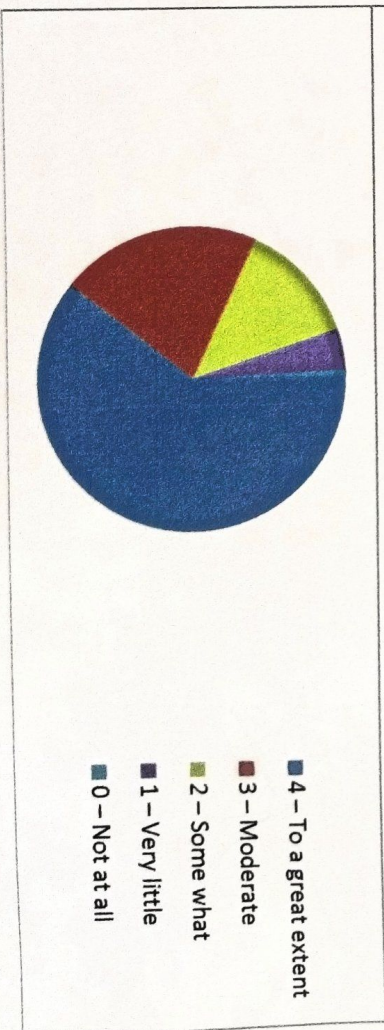
71%
20%
7%
1%
1%



18. Efforts are made by the institute/ teachers to inculcate soft skills, life skills and employability skills to make you ready for the world of work.

- 4 – To a great extent
- 3 – Moderate
- 2 – Some what
- 1 – Very little

61%
21%
13%
4%



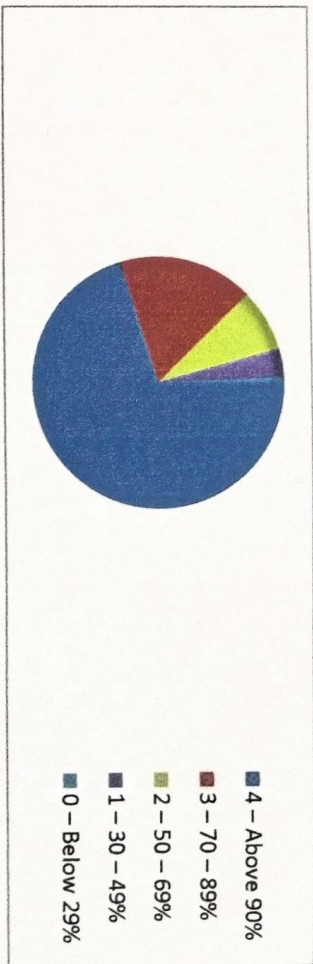
0 - Not at all

1%

19. What percentage of teachers use ICT tools such as LCD projector, Multimedia, etc. while teaching.

- 4 - Above 90%
- 3 - 70 - 89%
- 2 - 50 - 69%
- 1 - 30 - 49%
- 0 - Below 29%


70%
17%
8%
4%
1%



20 The overall quality of teaching-learning process in your institute is very good.

- 4 - Strongly agree
- 3 - Agree
- 2 - Neutral
- 1 - Disagree
- 0 - Strongly disagree

73%
14%
7%
5%
0%



21. Give three observation / suggestions to improve the overall teaching - learning experience in your institution.

Co-ordinator

Internal Quality Assurance Cell (IQAC)
Laxmi Venkatesh Desai College, RAICHUR-03.

PRINCIPAL
L.V.D. COLLEGE, RAICHUR